











5. LIFTING CAPACITIES











1) 6.5m(21' 4") boom, 2.50m(8' 2") arm equipped with 1.62m³(SAE heaped) rock bucket and 600mm (24") triple grouser shoe with 6500kg(14,330lb) counterweight.

-  : Rating over-front
-  : Rating over-side or 360 degree















Load point height		Load radius								At max. reach		
		3.0m(10ft)		4.5m(15ft)		6.0m(20ft)		7.5m(25ft)		Capacity		Reach
												m(ft)
9.0m (30ft)	kg lb									*6590 *14530	*6590 *14530	7.22 (23.7)
7.5m (25ft)	kg lb									*6570 *14480	4930 10870	8.49 (27.9)
6.0m (20ft)	kg lb					*7760 *17110	*7760 *17110	*7290 *16070	6120 13490	*6670 *14700	3970 8750	9.29 (30.5)
4.5m (15ft)	kg lb			*11680 *25750	*11680 *25750	*9110 *20080	8740 19270	*7890 *17390	5870 12940	6290 13870	3460 7630	9.77 (32.1)
3.0m (10ft)	kg lb			*15080 *33250	12670 27930	*10730 *23660	8070 17790	*8730 *19250	5540 12210	5940 13100	3210 7080	9.97 (32.7)
1.5m (5ft)	kg lb			*17430 *38430	11690 25770	*12150 *26790	7510 16560	9500 20940	5230 11530	5920 13050	3170 6990	9.91 (32.5)
Ground Line	kg lb			*18220 *40170	11340 25000	*13010 *28680	7180 15830	9260 20410	5020 11070	6230 13730	3340 7360	9.59 (31.5)
-1.5m (-5ft)	kg lb	*18040 *39770	*18040 *39770	*17930 *39530	11320 24960	*13160 *29010	7060 15560	9180 20240	4950 10910	7000 15430	3810 8400	8.97 (29.4)
-3.0m (-10ft)	kg lb	*23180 *51100	*23180 *51100	*16700 *36820	11530 25420	*12460 *27470	7160 15790			*7820 *17240	4810 10600	7.97 (26.1)
-4.5m (-15ft)	kg lb	*19160 *42240	*19160 *42240	*14050 *30970	11990 26430					*7160 *15790	*7160 *15790	6.39 (21.0)

- Note
1. Lifting capacity are based on SAE J1097 and ISO 10567.
 2. Lifting capacity of the ROBEX series does not exceed 75% of tipping load with the machine on firm, level ground or 87% of full hydraulic capacity.
 3. The load point is a hook located on the back of the bucket.
 4. *indicates load limited by hydraulic capacity.
















2) 6.15m(20' 2") boom, 2.50m(8' 2") arm equipped with 1.62m³(SAE heaped) rock bucket and 600mm (24") triple grouser shoe with 6500kg(14,330lb) counterweight.

Load point height		Load radius								At max. reach				
		3.0m(10ft)		4.5m(15ft)		6.0m(20ft)		7.5m(25ft)		Capacity		Reach		
												m(ft)		
9.0m (30ft)	kg lb											*7340 *16180	*7340 *16180	6.65 (21.8)
7.5m (25ft)	kg lb											*7210 *15900	5710 12590	8.02 (26.3)
6.0m (20ft)	kg lb					*8380 *18470	*8380 *18470	*6310 *13910	6280 13850			*7270 *16030	4540 10010	8.88 (29.1)
4.5m (15ft)	kg lb	*18070 *39840	*18070 *39840	*11970 *26390	*11970 *26390	*9600 *21160	9110 20080	*8450 *18630	6090 13430			6940 15300	3920 8640	9.38 (30.8)
3.0m (10ft)	kg lb			*15250 *33620	13440 29630	*11160 *24600	8460 18650	*9210 *20300	5780 12740			6530 14400	3620 7980	9.58 (31.4)
1.5m (5ft)	kg lb			*17690 *39000	12340 27210	*12540 *27650	7890 17390	9760 21520	5470 12060			6490 14310	3560 7850	9.52 (31.2)
Ground Line	kg lb	*13610 *30000	*13610 *30000	*18590 *40980	11820 26060	*13360 *29450	7500 16530	9500 20940	5250 11570			6830 15060	3750 8270	9.19 (30.2)
-1.5m (-5ft)	kg lb	*21240 *46830	*21240 *46830	*18250 *40230	11690 25770	*13390 *29520	7340 16180	9400 20720	5150 11350			7730 17040	4280 9440	8.53 (28.0)
-3.0m (-10ft)	kg lb	*23300 *51370	*23300 *51370	*16710 *36840	11810 26040	*12360 *27250	7390 16290					*8170 *18010	5470 12060	7.47 (24.5)
-4.5m (-15ft)	kg lb	*18240 *40210	*18240 *40210	*13280 *29280	12250 27010									

















3) 6.5m(21' 4") boom, 3.2m(10' 6") arm equipped with 1.62m³(SAE heaped) rock bucket and 600mm (24") triple grouser shoe with 6500kg(14,330lb) counterweight.

Load point height		Load radius										At max. reach				
		1.5m(5ft)		3.0m(10ft)		4.5m(15ft)		6.0m(20ft)		7.5m(25ft)		9.0m(30ft)		Capacity		Reach
																m(ft)
9.0m (30ft)	kg lb													*5710 *12590	*5710 *12590	7.97 (26.1)
7.5m (25ft)	kg lb								*4340 *9570	*4340 *9570				*5800 *12790	4380 9660	9.12 (29.9)
6.0m (20ft)	kg lb								*6420 *14150	6340 13980				*5840 *12870	3590 7910	9.87 (32.4)
4.5m (15ft)	kg lb						*8060 *17770	*8060 *17770	*7130 *15720	6050 13340	*4240 *9350	4190 9240	5760 12700	3150 6940	10.32 (33.9)	
3.0m (10ft)	kg lb				*13380 *29500	13370 29480	*9800 *21610	8350 18410	*8080 *17810	5680 12520	*6150 *13560	4010 8840	5450 12020	2920 6440	10.50 (34.4)	
1.5m (5ft)	kg lb				*16320 *35980	12140 26760	*11450 *25240	7710 17000	*9030 *19910	5330 11750	7010 15450	3820 8420	5410 11930	2860 6310	10.45 (34.3)	
Ground Line	kg lb			*13320 *29370	*13320 *29370	*17870 *39400	11500 25350	*12620 *27820	7270 16030	9310 20530	5060 11160	6850 15100	3680 8110	5630 12410	2980 6570	10.14 (33.3)
-1.5m (-5ft)	kg lb	*13940 *30730	*13940 *30730	*17750 *39130	*17750 *39130	*18210 *40150	11300 24910	*13140 *28970	7060 15560	9140 20150	4910 10820		6220 13710	3330 7340	9.57 (31.4)	
-3.0m (-10ft)	kg lb	*18110 *39930	*18110 *39930	*23040 *50790	*23040 *50790	*17530 *38650	11370 25070	*12900 *28440	7040 15520	9150 20170	4920 10850		7450 16420	4060 8950	8.65 (28.4)	
-4.5m (-15ft)	kg lb	*22840 *50350	*22840 *50350	*22240 *49030	*22240 *49030	*15670 *34550	11680 25750	*11560 *25490	7250 15980				*7700 *16980	5720 12610	7.25 (23.8)	
-6.0m (-20ft)	kg lb				*11590 *25550	*11590 *25550										

4) 6.5m(21' 4") boom, 3.9m(12' 10") arm equipped with 1.62m³(SAE heaped) rock bucket and 600mm (24") triple grouser shoe with 6500kg(14,330lb) counterweight.

Load point height		Load radius												At max. reach				
		1.5m(5ft)		3.0m(10ft)		4.5m(15ft)		6.0m(20ft)		7.5m(25ft)		9.0m(30ft)		Capacity		Reach		
																	m(ft)	
9.0m (30ft)	kg lb															*4980 *10980	4870 10740	8.81 (28.9)
7.5m (25ft)	kg lb															*5110 *11270	3740 8250	9.85 (32.3)
6.0m (20ft)	kg lb									*5600 *12350	*5600 *12350	*3400 *7500	*3400 *7500	*5290 *11660	3100 6830	10.54 (34.6)		
4.5m (15ft)	kg lb									*6360 *14020	6090 13430	*5190 *11440	4190 9240	5120 11290	2720 6000	10.95 (35.9)		
3.0m (10ft)	kg lb			*19560 *43120	*19560 *43120	*11730 *25860	*11730 *25860	*8810 *19420	8440 18610	*7360 *16230	5680 12520	*6560 *14460	3970 8750	4850 10690	2510 5530	11.13 (36.5)		
1.5m (5ft)	kg lb			*12930 *28510	*12930 *28510	*15000 *33070	12300 27120	*10600 *23370	7720 17020	*8410 *18540	5280 11640	6940 15300	3750 8270	4800 10580	2450 5400	11.07 (36.3)		
Ground Line	kg lb			*13940 *30730	*13940 *30730	*17080 *37650	11450 25240	*11990 *26430	7190 15850	9210 20300	4960 10930	6730 14840	3560 7850	4970 10960	2530 5580	10.79 (35.4)		
-1.5m (-5ft)	kg lb	*12850 *28330	*12850 *28330	*17090 *37680	*17090 *37680	*17910 *39480	11080 24430	*12770 *28150	6890 15190	8980 19800	4750 10470	6610 14570	3450 7610	5410 11930	2790 6150	10.26 (33.7)		
-3.0m (-10ft)	kg lb	*16470 *36310	*16470 *36310	*21310 *46980	*21310 *46980	*17690 *39000	11040 24340	*12850 *28330	6800 14990	8910 19640	4690 10340			6300 13890	3330 7340	9.42 (30.9)		
-4.5m (-15ft)	kg lb	*20540 *45280	*20540 *45280	*23880 *52650	*23880 *52650	*16360 *36070	11250 24800	*12010 *26480	6910 15230	*8960 *19750	4820 10630			*7330 *16160	4450 9810	8.17 (26.8)		
-6.0m (-20ft)	kg lb			*19110 *42130	*19110 *42130	*13360 *29450	11750 25900											

5) 6.5m(21' 4") boom, 4.3m(14' 1") arm equipped with 1.62m³(SAE heaped) rock bucket and 600mm (24") triple grouser shoe with 6500kg(14,330lb) counterweight.

Load point height		Load radius												At max. reach					
		1.5m(5ft)		3.0m(10ft)		4.5m(15ft)		6.0m(20ft)		7.5m(25ft)		9.0m(30ft)		10.5m(35ft)		Capacity		Reach	
																		m(ft)	
9.0m (30ft)	kg lb																*4740 *10450	4150 9150	9.45 (31.0)
7.5m (25ft)	kg lb											*2470 *5450	*2470 *5450				*4510 *9940	3250 7170	10.42 (34.2)
6.0m (20ft)	kg lb											*4190 *9240	*4190 *9240				*4410 *9720	2710 5970	11.07 (36.3)
4.5m (15ft)	kg lb								*5820 *12830	*5820 *12830	*5350 *11790	4240 9350					*4430 *9770	2390 5270	11.46 (37.6)
3.0m (10ft)	kg lb			*16680 *36770	*16680 *36770	*10540 *23240	*10540 *23240	*8110 *17880	*8110 *17880	*6860 *15120	5750 12680	*6160 *13580	4000 8820	*2400 *5290	*2400 *5290	4410 9720	2210 4870	11.63 (38.2)	
1.5m (5ft)	kg lb			*13950 *30750	*13950 *30750	*14020 *30910	12570 27710	*9990 *22020	7830 17260	*7970 *17570	5320 11730	*6820 *15040	3750 8270	*2720 *6000	2670 5890	4370 9630	2160 4760	11.58 (38.0)	
Ground Line	kg lb			*13310 *29340	*13310 *29340	*16450 *36270	11550 25460	*11530 *25420	7230 15940	*8940 *19710	4960 10930	6710 14790	3530 7780			4510 9940	2230 4920	11.31 (37.1)	
-1.5m (-5ft)	kg lb	*11350 *25020	*11350 *25020	*15700 *34610	*15700 *34610	*17640 *38890	11050 24360	*12500 *27560	6860 15120	8950 19730	4710 10380	6560 14460	3390 7470			4880 10760	2450 5400	10.81 (35.5)	
-3.0m (-10ft)	kg lb	*14650 *32300	*14650 *32300	*19340 *42640	*19340 *42640	*17750 *39130	10920 24070	*12800 *28220	6710 14790	8830 19470	4610 10160	*6390 *14090	3360 7410			5600 12350	2890 6370	10.02 (32.9)	
-4.5m (-15ft)	kg lb	*18450 *40680	*18450 *40680	*24320 *53620	24030 52980	*16800 *37040	11050 24360	*12270 *27050	6760 14900	8890 19600	4670 10300					*6660 *14680	3760 8290	8.87 (29.1)	
-6.0m (-20ft)	kg lb	*23110 *50950	*23110 *50950	*20900 *46080	*20900 *46080	*14410 *31770	11460 25260	*10410 *22950	7060 15560							*6530 *14400	5790 12760	7.15 (23.5)	

