

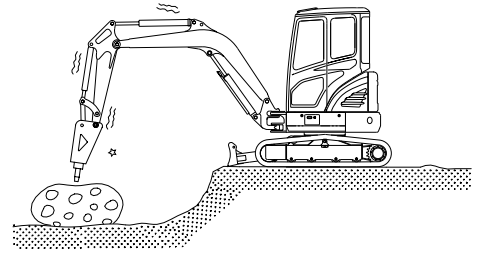
4. PRECAUTIONS WHILE OPERATING THE BREAKER

1) DO NOT BREAK ROCK WHILE LOWERING

As the breaker is heavy in comparison with bucket, it must be operated slowly.

If breaker is rapidly pushed down, working device may be damaged.

Incorrect

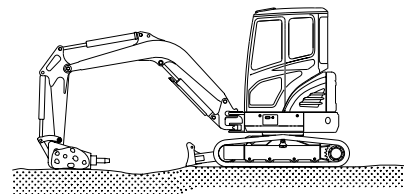


R35Z780A01

2) DO NOT USE BREAKER TO CARRY BROKEN STONE OR ROCK BY SWING OPERATING

This may damage the operation device and swing system.

Incorrect

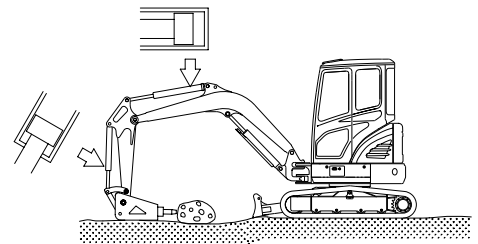


R35Z780A02

3) OPERATE BREAKER WITH A GAP IN EXCESS OF 100mm(4 inches) FROM THE END OF THE STROKE TIP

If breaker is operated with the end tip, the cylinder may be damaged.

Incorrect

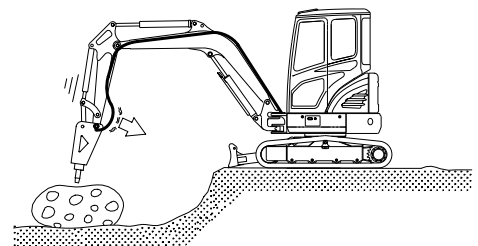


R35Z780A03

4) IF THE HYDRAULIC HOSES VIBRATE EXCESSIVELY

If the machine used in this condition continuously this will effect badly on the machine such as loosening bolt, oil leakage, damage of pump pipe and etc.


Incorrect



R35Z780A04

5) DO NOT CONTINUE TO WORKING OVER ONE MINUTE AT SAME POSITION OF BOOM AND ARM

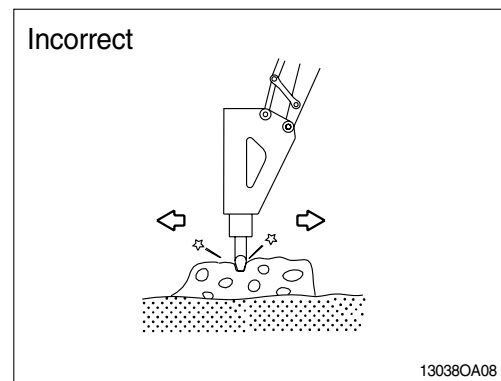
This will increase the temperature of the oil, and cause problem in the accumulator and seals.



6) DO NOT MOVE MACHINE OR BREAKER WHILE STRIKING

Do not move hammer while striking.

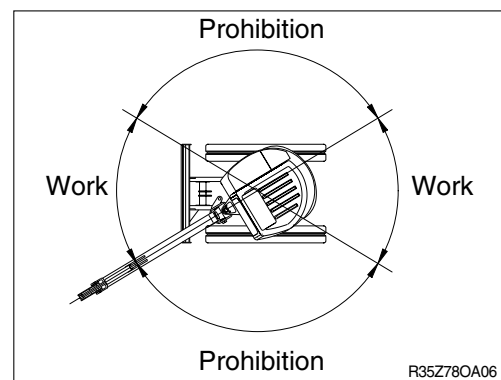
This will cause damage to the working device and the swing system.



7) DO NOT WORK WHILE SWING STATE

Do not work while swing position of superstructure.

It cause the band of track shoe, oil leakage of roller.



8) TAKE CARE OF CHISEL AND BOOM INTERFACE

Make sure of the arm and bucket control lever operation.

