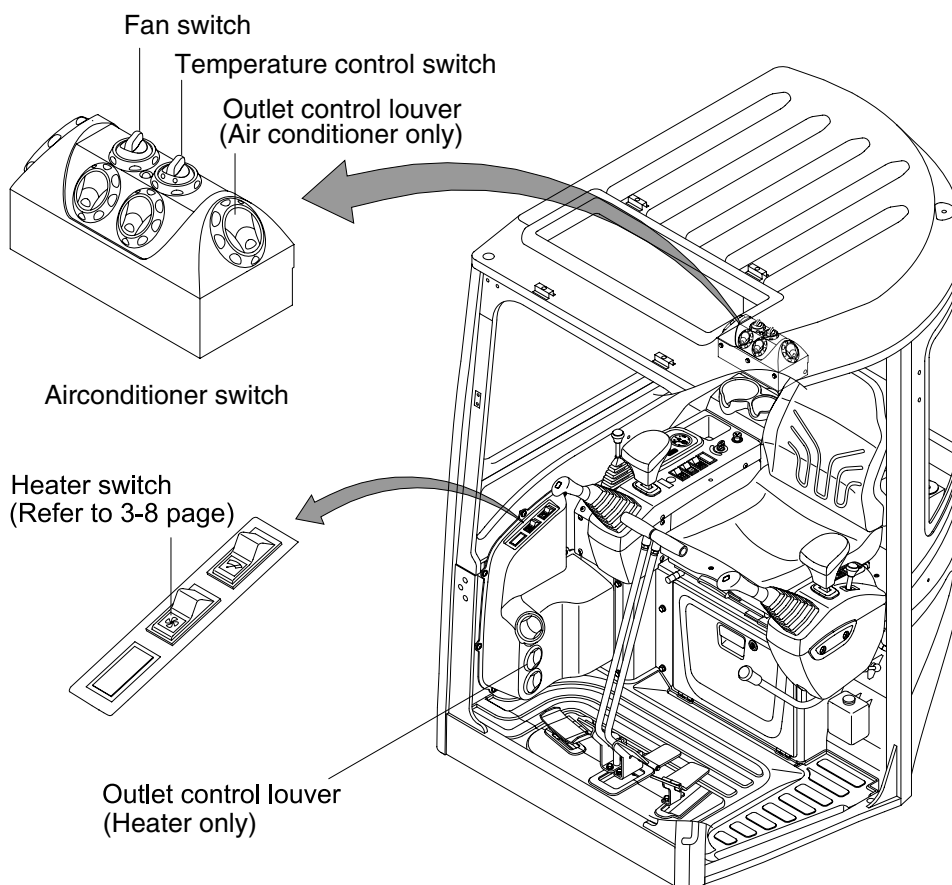


5. AIR CONDITIONER AND HEATER

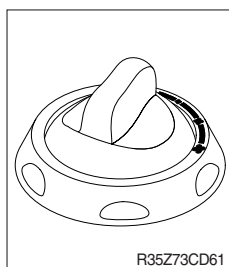
Air conditioner and heater are equipped for pleasant operation against outside temperature.

• Location of air flow ducts



R35Z73CD81

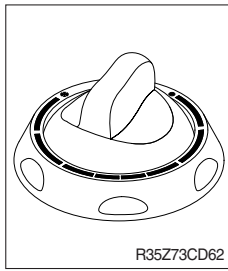
1) FAN SWITCH



It is possible to control the fan to three steps.

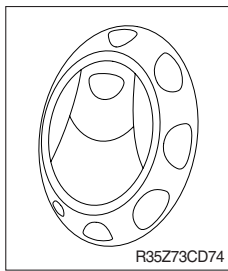
- ○ : Off
- ♣ : Low
- ♣ : Medium
- ♣ : High

2) TEMPERATURE CONTROL SWITCH



- (1) Turn the control switch to clockwise, output air temperature falls.
- (2) Turn the control switch to anti-clockwise, output air temperature rises.

3) OUTLET CONTROL LOUVER



- (1) The direction of air can be controlled.
It can be closed or opened.