

## 11. STORAGE

Maintain the machine taking care of following to prevent the deterioration of machine when storing the machine for a long time, over 1 month.

### 1) CLEANING THE MACHINE

Clean the machine. Check and adjust tracks.  
Grease each lubrication part.

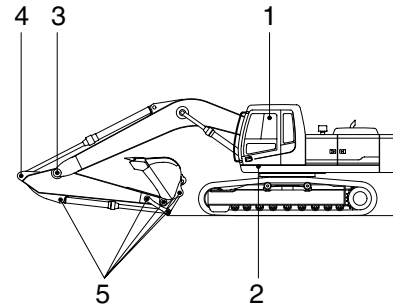
### 2) LUBRICATION POSITION OF EACH PART

Change all oil.

※ Be particularly careful when you reuse the machine.

As oil can be diluted during storage.

Apply an anticorrosive lubricant on the exposed part of piston rod of cylinder and in places where the machine rusts easily.



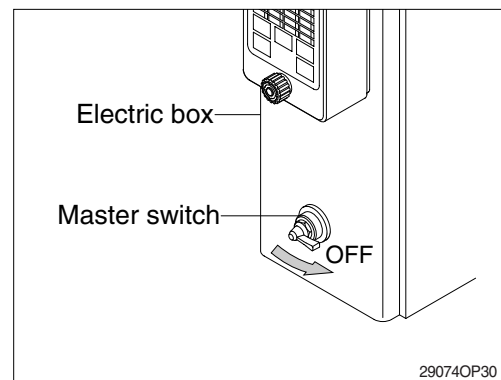
- 1 Lubricating manifold(5EA)
- 2 Boom cylinder pin(2EA)
- 3 Boom and arm connection pin(1EA)
- 4 Arm cylinder pin(rod side, 1EA)
- 5 Arm and bucket(6EA)

210740P26

### 3) MASTER SWITCH

Turn OFF the master switch mounted electric box and store the machine.

4) Be sure to mix anticorrosive antifreezing solution in the radiator.

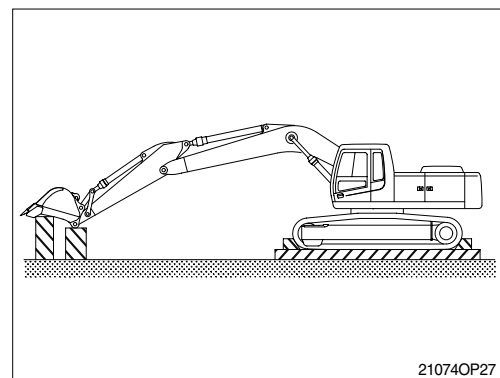


290740P30

### 5) PREVENTION OF DUST AND MOISTURE

Keep machine dry. Store the machine setting wood on the ground.

- ※ Cover exposed part of piston rod of cylinder.
- ※ Lower the bucket to the ground and set a support under track.



210740P27