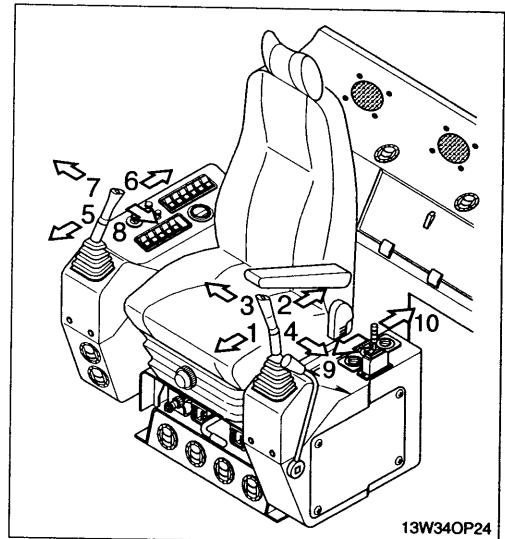


5. OPERATION OF WORKING DEVICE

※ **Confirm the operation of control lever and working device.**

- 1) Left control lever controls arm and swing.
 - 2) Right control lever controls boom and bucket.
 - 3) When you release the control lever, control lever returns to neutral position automatically.
- ※ **When operating swing, consider the swing distance by inertia.**
- ※ **Operate the machine equipped with a 2 piece boom very carefully, especially when bucket reaches in the vicinity of cab since the bucket may hit the cab and cause fatal damage.**

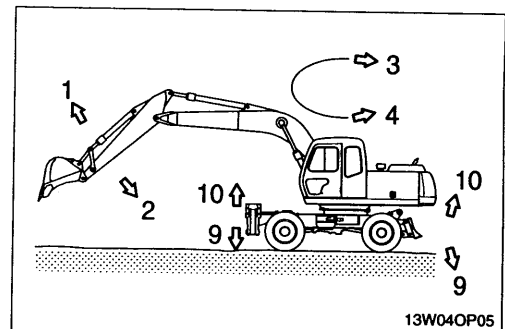


※ **Left control lever**

- 1 Arm roll-out
- 2 Arm roll-in
- 3 Swing right
- 4 Swing left

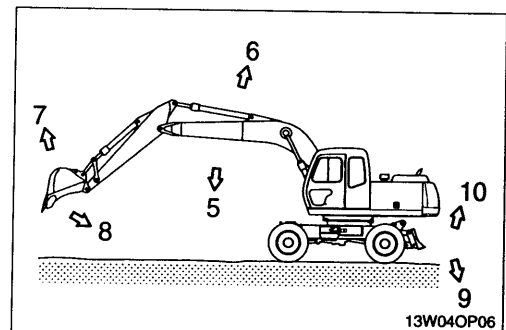
※ **Dozer and outrigger lever**

- 9 Dozer blade and outrigger down
- 10 Dozer blade and outrigger up



※ **Right control lever**

- 5 Boom lower
- 6 Boom raise
- 7 Bucket roll-out
- 8 Bucket roll-in



※ **Two piece boom control pedal(Optional)**

- 11 2nd boom down
- 12 2nd boom up

